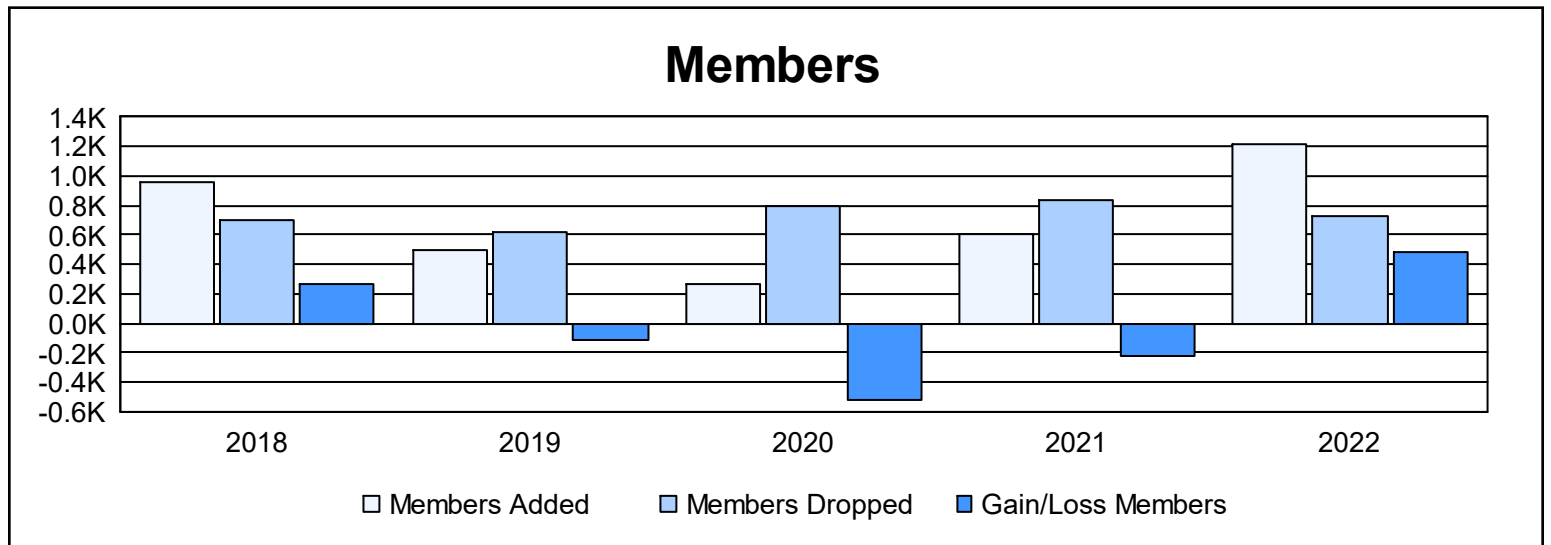
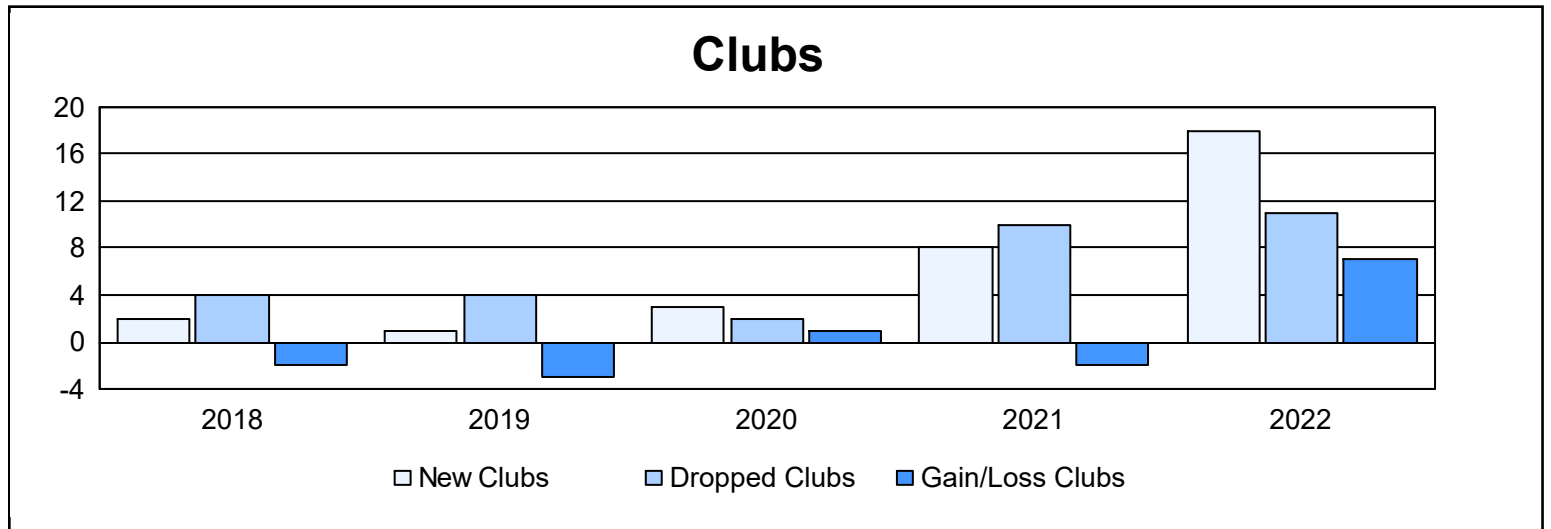
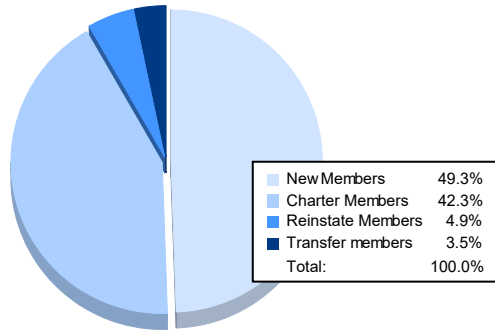


Year	New Clubs	Dropped Clubs	Gain/ Loss Clubs	New Members	Charter Members	Reinstate Members	Transfer Members	Total Member Added	Total Members Dropped	Gain/ Loss Members
2017-2018	2	4	-2	803	54	61	43	961	694	267
2018-2019	1	4	-3	163	114	200	20	497	613	-116
2019-2020	3	2	1	126	87	48	7	268	791	-523
2020-2021	8	10	-2	228	291	84	9	612	840	-228
2021-2022	18	11	7	597	512	59	42	1,210	721	489
<b>Average</b>	<b>6</b>	<b>6</b>	<b>0</b>	<b>383</b>	<b>212</b>	<b>90</b>	<b>24</b>	<b>710</b>	<b>732</b>	<b>-22</b>



### Membership Composition June 2022 Cumulative



### Gender Composition June 2022 Cumulative

